

LUS/HUS/HHUS/HGUS™

Double-Shear Face-Mount Joist Hangers (cont.)

HHUS/HGUS

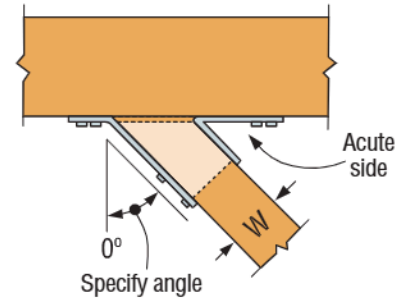
HHUS — Sloped and/or Skewed Seat

- HHUS hangers can be skewed to a maximum of 45° and/or sloped to a maximum of 45°
- For skew only, maximum allowable download is 0.85 of the table load
- For sloped only or sloped and skewed hangers, the maximum allowable download is 0.65 of the table load
- Uplift loads for sloped/skewed conditions are 0.72 of the table load, not to exceed 2,475 lb.
- The joist must be bevel-cut to allow for double-shear nailing

HGUS — Skewed Seat

- HGUS hangers can be skewed to a maximum of 45°. Allowable load adjustment factors are:

HGUS Seat Width	Carried Member End Condition			
	Square Cut		Bevel Cut	
	Uplift	Download	Uplift	Download
W < 2"	0.46	0.62	0.46	0.72
2" < W < 6"	0.41	0.46	0.41	0.85
6" < W < 6¾"		0.40		
6¾" < W < 7¼"	Not allowed	Not allowed		



Top View HHUS Hanger Skewed Right
(joist must be bevel cut)
All joist nails installed on the outside angle (non-acute side).

Solid Sawn Joist Hangers

HUCQ

Heavy-Duty Face-Mount Joist Hanger

The HUCQ series are heavy-duty joist hangers that incorporate Strong-Drive® SDS Heavy-Duty Connector screws. Designed and tested for installation at the end of a beam or on a post, they provide a strong connection with fewer fasteners than nailed hangers. See pp. 156–162 for structural composite lumber hangers.

Features:

- Fire-resistant F (flame) and T (temperature) rated in Intertek Design No. SST/WPCF 120-01.



Material: 14 gauge

Finish: Galvanized. Most models available in stainless steel or ZMAX® coating.

Installation:

- Use all specified fasteners; see General Notes.
- Install ¼" x 2½" Strong-Drive SDS Heavy-Duty Connector screws, which are provided, in all round holes. (Lag screws will not achieve the same load.)
- HUCQ hangers can be welded to a steel member. Allowable loads listed in hanger tables on pp. 109–112 and 114–117 apply when installed with minimum (6) 1" welds. See technical bulletin T-C-HUHUC-W at strongtie.com for weld information.

Allowable Loads:

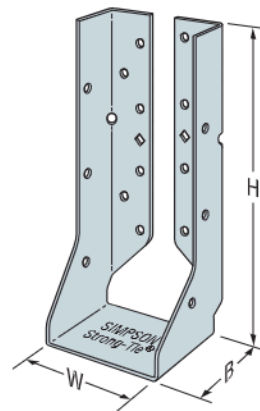
- See tables on pp. 109–112 and 114–117 for loads.

Options:

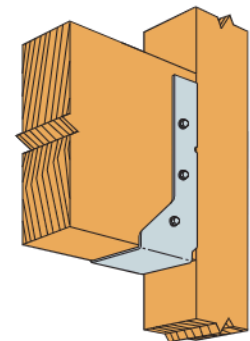
- These hangers cannot be modified.

Codes: See p. 13 for Code Reference Key Chart

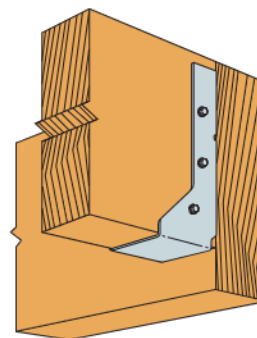
Web Applications: Visit app.strongtie.com/hs to access our Hanger Selector web application.



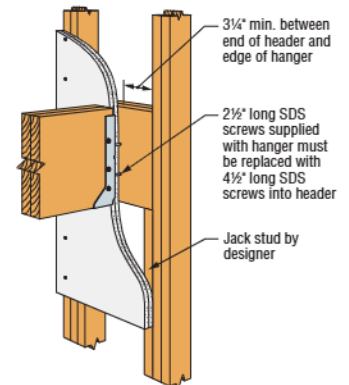
HUCQ410-SDS



Typical HUCQ Installation on a Post



Typical HUCQ Installation on a Beam



HUCQ Over Two Layers of 5/8" Drywall
See engineering letter L-C-FACEMNTFW at strongtie.com for more information.