

# LUS/HUS/HHUS/HGUS™

## Double-Shear Face-Mount Joist Hangers

Solid Sawn Joist Hangers



This product is preferable to similar connectors because of (a) easier installation, (b) higher loads, (c) lower installed cost, or a combination of these features.

All hangers in this series have double-shear nailing. This innovation distributes the load through two points on each joist nail for greater strength. It also allows the use of fewer nails, faster installation and the use of standard nails for all connections. (Do not bend or remove tabs.)

**Material:** See tables, pp. 108–118

**Finish:** Galvanized. Some products available in stainless steel or ZMAX® coating.

**Installation:**

- Use all specified fasteners; see General Notes.
- Nails must be driven at an angle through the joist or truss into the header to achieve the table loads.
- Not designed for welded or nailer applications.
- With 3x carrying members: when 0.162" x 3½" nails are specified, use 0.162" x 2½" nails into the header and 0.162" x 3½" nails into the joist with no load reduction. When 0.148" x 3" nails are specified, use 0.148" x 2½" nails into the header and 0.148" x 3" nails into the joist with no load reduction.
- With 2x carrying members: when 0.162" x 3½" nails are specified, use 0.148" x 1½" nails into the header and 0.148" x 3" nails into the joist and reduce the load to 0.64 of the table values. When 0.148" x 3" nails are specified, use 0.148" x 1½" nails into the header and 0.148" x 3" nails into the joist and reduce the load to 0.77 of the table values. See p. 24 for specific Load Adjustment Factors.

**Allowable Loads:**

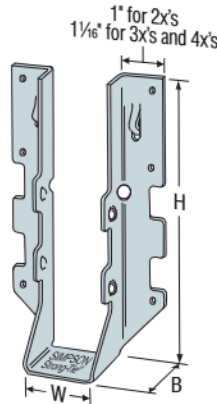
- See table on pp. 108–118 for loads.

**Options:**

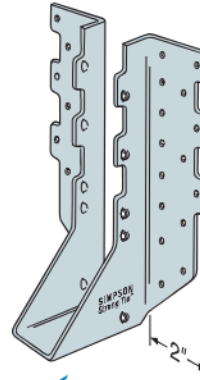
- LUS/HUS hangers cannot be modified.
- See next page for HHUS/HGUS modifications.

**Web Applications:**

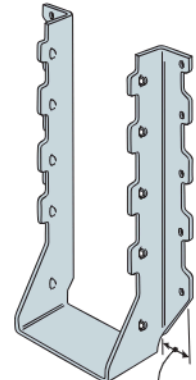
Visit [app.strongtie.com/hs](http://app.strongtie.com/hs) to access our Hanger Selector web application.



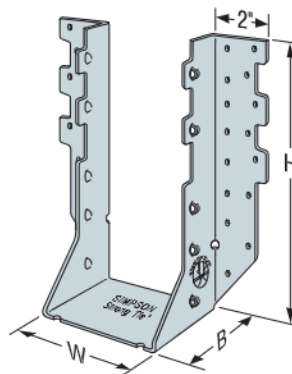
**LUS28**



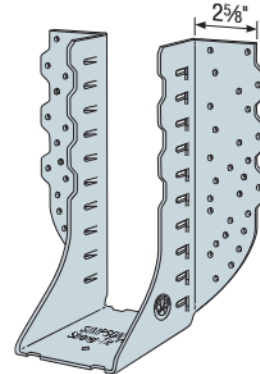
**HUS210**  
(HUS26 and HUS28 similar)



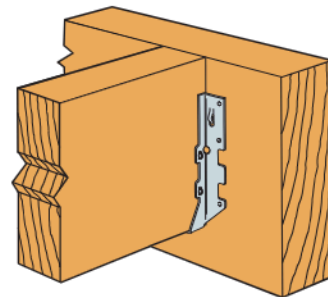
**HUS412**



**HHUS410**

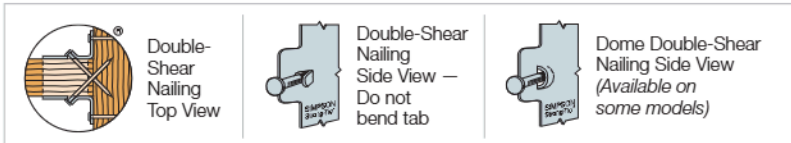


**HGUS3.25/12**



**Typical LUS28 Installation**  
use 0.148" x 3" nail or 0.148" x 3¼" nail

## Double-Shear Nailing



# LUS/HUS/HHUS/HGUS™

## Double-Shear Face-Mount Joist Hangers (cont.)

### HHUS/HGUS

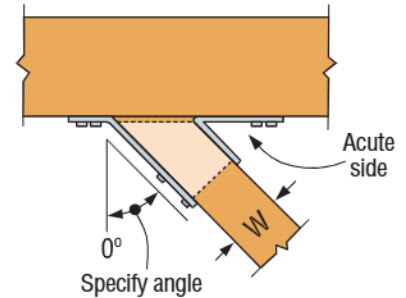
#### HHUS — Sloped and/or Skewed Seat

- HHUS hangers can be skewed to a maximum of 45° and/or sloped to a maximum of 45°
- For skew only, maximum allowable download is 0.85 of the table load
- For sloped only or sloped and skewed hangers, the maximum allowable download is 0.65 of the table load
- Uplift loads for sloped/skewed conditions are 0.72 of the table load, not to exceed 2,475 lb.
- The joist must be bevel-cut to allow for double-shear nailing

#### HGUS — Skewed Seat

- HGUS hangers can be skewed to a maximum of 45°. Allowable load adjustment factors are:

HGUS Seat Width	Carried Member End Condition			
	Square Cut		Bevel Cut	
	Uplift	Download	Uplift	Download
W < 2"	0.46	0.62	0.46	0.72
2" < W < 6"	0.41	0.46	0.41	0.85
6" < W < 6¾"		0.40		
6¾" < W < 7¼"	Not allowed	Not allowed		



**Top View HHUS Hanger Skewed Right**  
(joist must be bevel cut)  
All joist nails installed on the outside angle (non-acute side).

Solid Sawed Joist Hangers

### HUCQ

## Heavy-Duty Face-Mount Joist Hanger

The HUCQ series are heavy-duty joist hangers that incorporate Strong-Drive® SDS Heavy-Duty Connector screws. Designed and tested for installation at the end of a beam or on a post, they provide a strong connection with fewer fasteners than nailed hangers. See pp. 156–162 for structural composite lumber hangers.

#### Features:

- Fire-resistant F (flame) and T (temperature) rated in Intertek Design No. SST/WPCF 120-01.



**Material:** 14 gauge

**Finish:** Galvanized. Most models available in stainless steel or ZMAX® coating.

#### Installation:

- Use all specified fasteners; see General Notes.
- Install ¼" x 2½" Strong-Drive SDS Heavy-Duty Connector screws, which are provided, in all round holes. (Lag screws will not achieve the same load.)
- HUCQ hangers can be welded to a steel member. Allowable loads listed in hanger tables on pp. 109–112 and 114–117 apply when installed with minimum (6) 1" welds. See technical bulletin T-C-HUHUC-W at [strongtie.com](http://strongtie.com) for weld information.

#### Allowable Loads:

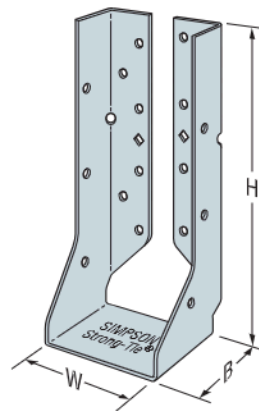
- See tables on pp. 109–112 and 114–117 for loads.

#### Options:

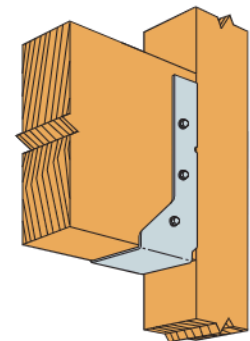
- These hangers cannot be modified.

**Codes:** See p. 13 for Code Reference Key Chart

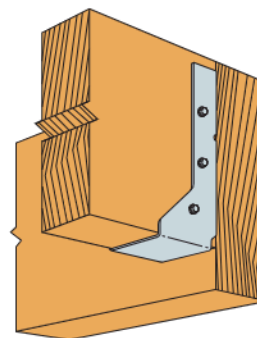
**Web Applications:** Visit [app.strongtie.com/hs](http://app.strongtie.com/hs) to access our Hanger Selector web application.



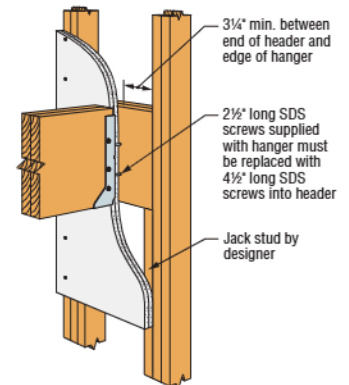
**HUCQ410-SDS**



**Typical HUCQ Installation on a Post**



**Typical HUCQ Installation on a Beam**



**HUCQ Over Two Layers of 5/8" Drywall**  
See engineering letter L-C-FACEMNTFW at [strongtie.com](http://strongtie.com) for more information.